

1		2		3		4		5		6		
A											A	
B											B	
C											C	
D											D	

Page 2

BLOCK DIAGRAM

Page 3

MICROCONTROLLER

Page 4

BINARY INPUT


Page 5

HARDWARE D25-IO\_ANSI-B

Revision History	
Revision	Notes

Designed for: <a href="#">Public Release</a>		Mod. Date: 3/5/2015	
Project Title: <a href="#">AC/DC BINARY INPUT</a>			
Sheet Title:			
Number: <a href="#">TIDA-00490</a>		Rev: <a href="#">E2</a>	
SVN Rev: Not in version control		Assembly Variant: <a href="#">001</a>	
Drawn By:		File: <a href="#">Pg 1 Cover Sheet ANSI-B.SchDoc</a>	
Engineer: <a href="#">Sreenivas</a>		Size: B	
		Contact: <a href="#">http://www.ti.com/support</a>	

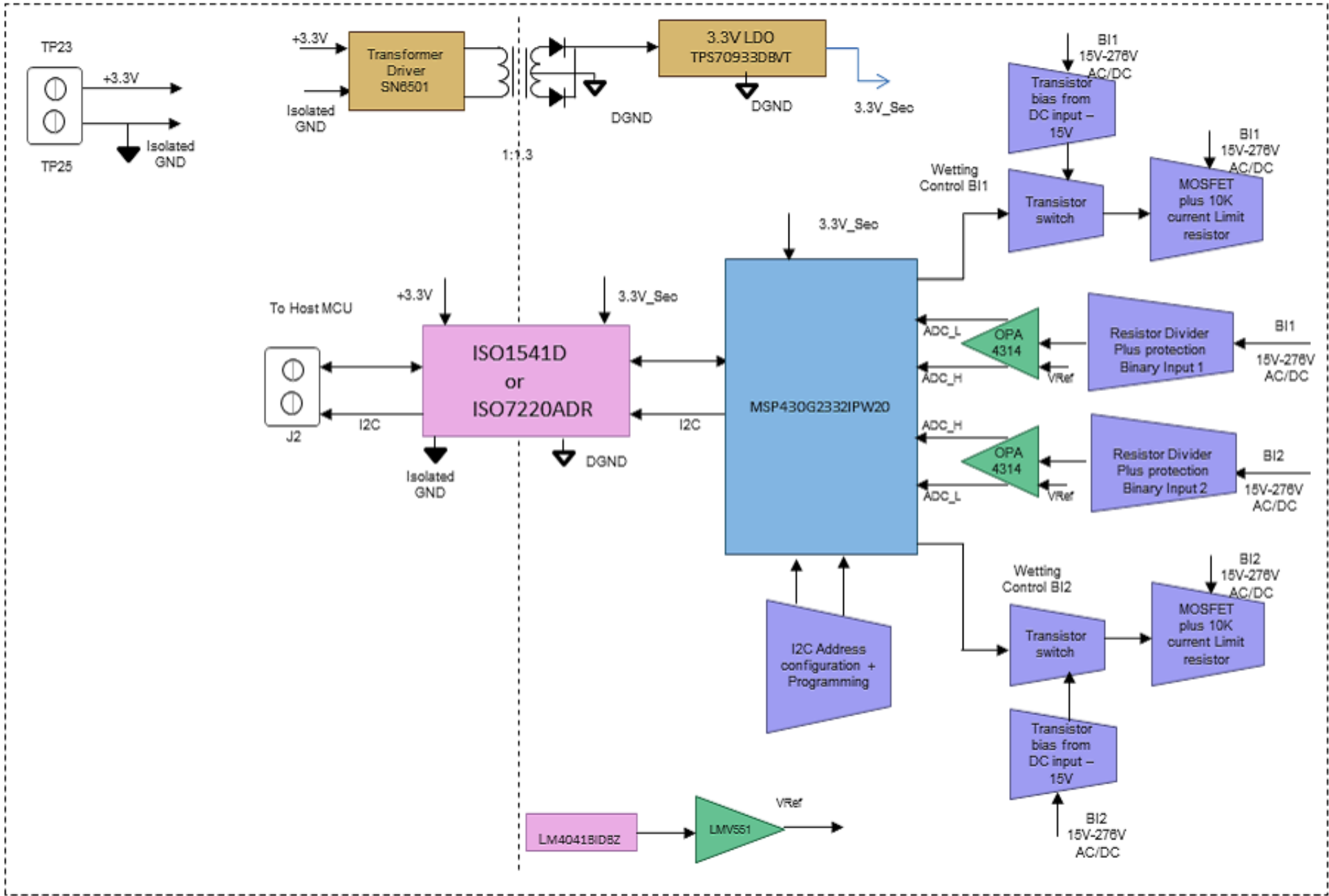
Texas Instruments and/or its licensors do not warrant the accuracy or completeness of this specification or any information contained therein. Texas Instruments and/or its licensors do not warrant that this design will meet the specifications, will be suitable for your application or fit for any particular purpose, or will operate in an implementation. Texas Instruments and/or its licensors do not warrant that the design is production worthy. You should completely validate and test your design implementation to confirm the system functionality for your application.

 **TEXAS  
INSTRUMENTS**

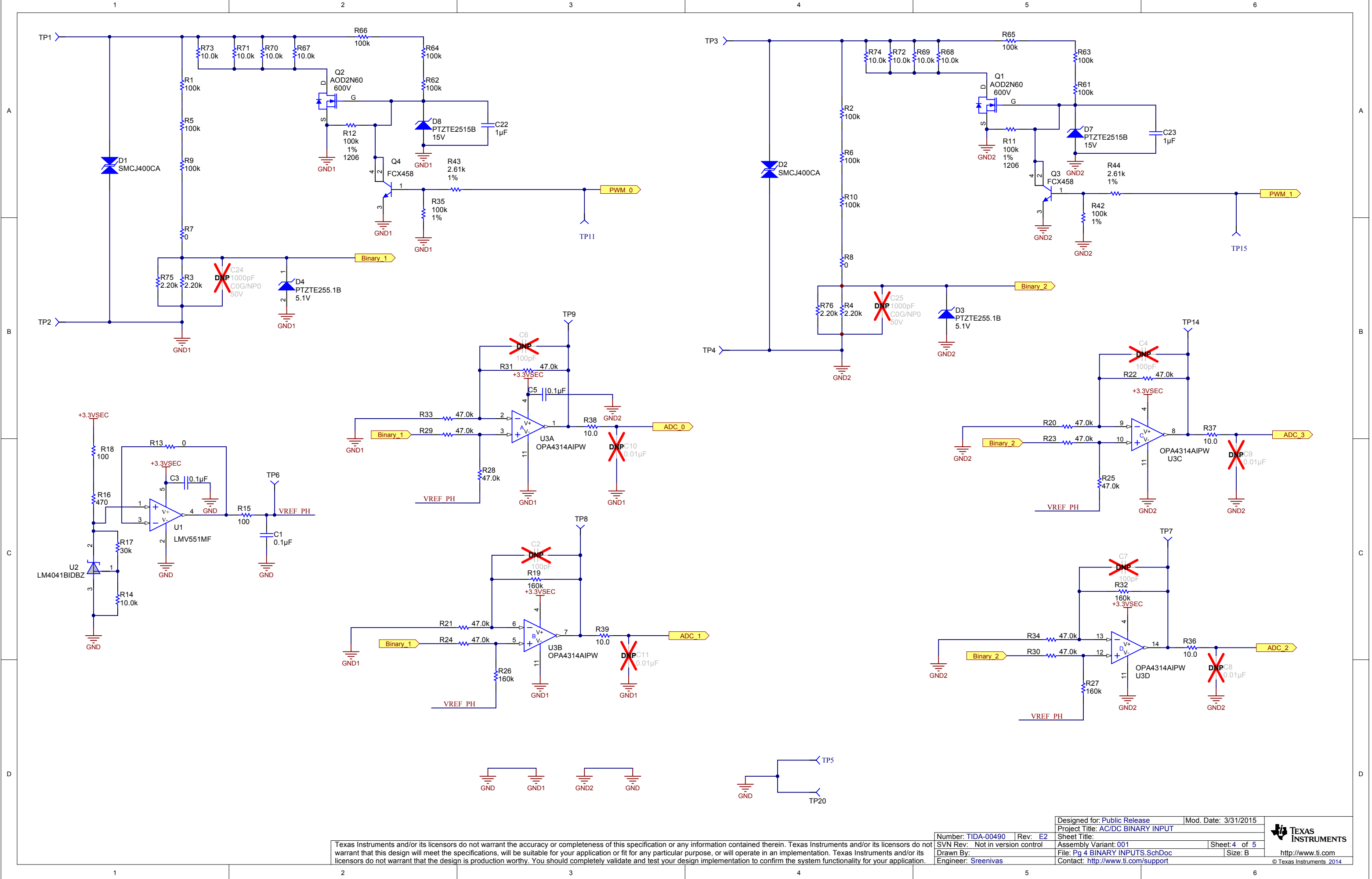
<http://www.ti.com>  
© Texas Instruments 2014

1		2		3		4		5		6	
---	--	---	--	---	--	---	--	---	--	---	--

AC/DC binary input







Texas Instruments and/or its licensors do not warrant the accuracy or completeness of this specification or any information contained therein. Texas Instruments and/or its licensors do not warrant that this design will meet the specifications, will be suitable for your application or fit for any particular purpose, or will operate in an implementation. Texas Instruments and/or its licensors do not warrant that the design is production worthy. You should completely validate and test your design implementation to confirm the system functionality for your application.



~~DNP~~  
FID1

~~DNP~~  
FID3

~~DNP~~  
FID2

~~DNP~~  
FID3

~~DNP~~  
FID2

~~DNP~~  
FID5      ~~DNP~~  
FID6      ~~DNP~~  
FID4

~~DNP~~  
FID6

~~DNP~~  
FID4

Label Table	
Variant	Label Text
001	ChangeMe!
002	ChangeMe!

PCB Number: TIDA-00490  
PCB Rev: E2

PCB  
LOGO  
Texas Instruments

LBL1

PCB Label

Size: 0.65" x 0.20 "

ZZ1

### Label Assembly Note

This Assembly Note is for PCB labels only

ZZ2

### Assembly Note

These assemblies are ESD sensitive, ESD precautions shall be observed.

ZZ3

### Assembly Note

These assemblies must be clean and free from flux and all contaminants. Use of no clean flux is not acceptable.

ZZ4

### Assembly Note

These assemblies must comply with workmanship standards IPC-A-610 Class 2, unless otherwise specified.